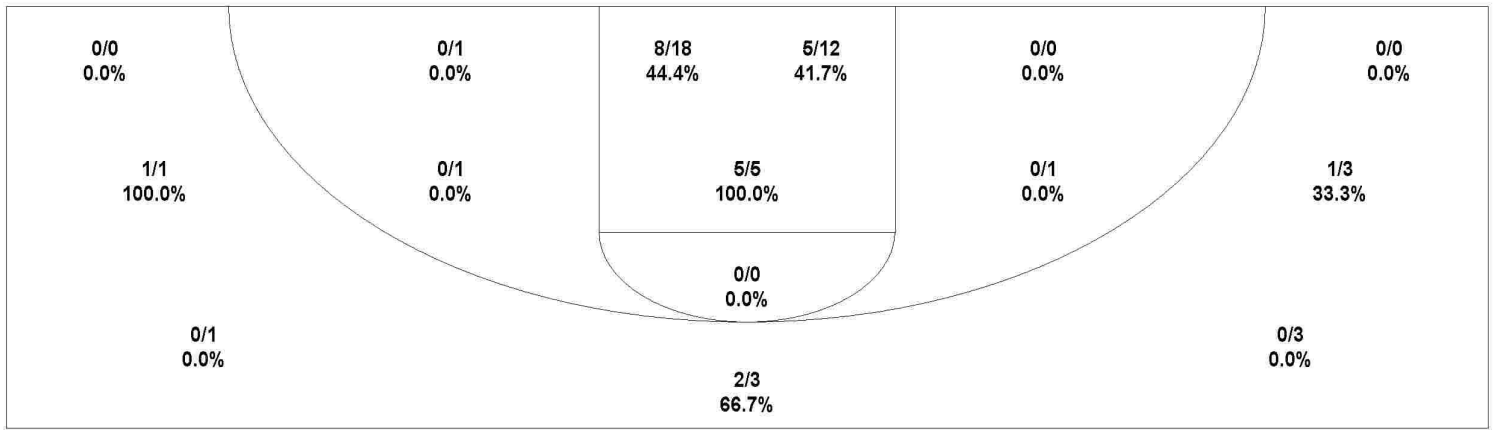
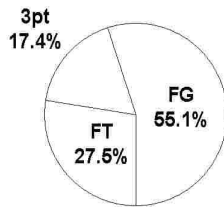


2005 AHSAA State Basketball Championships - TEAM SHOT CHART for the Pisgah Eagles
Midfield Patriots vs. Pisgah Eagles
 DATE: 03/05/2005 TIME: 10:00 SITE: BJCC

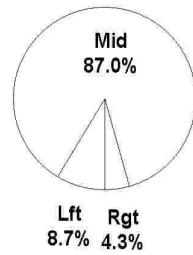


Shot Summary	M/A	%	PTS
3Pt FG	4/11	36.4%	12
2Pt FG	19/39	48.7%	38
Layups - L	1/1	100.0%	2
Layups - R	0/0	0.0%	0
Dunks	0/0	0.0%	0
Putbacks	0/0	0.0%	0
Overall Shooting	23/50	46.0%	50
Free Throws	19/27	70.4%	19
Total Points			69

Scoring Distribution




Scoring Locations



By Period	FG	FGA	FG%	3Pt	3PA	3P%	FT	FTA	FT%	PTS	ORB	DRB	TR	PF	AST	TO	BS	ST	P/S
1st Period	9	17	52.9	2	5	40.0	0	0	0.00	20	4	3	7	8	6	4	0	4	1.18
2nd Period	4	13	30.8	1	2	50.0	7	9	77.8	16	3	3	6	3	3	4	0	4	0.94
3rd Period	7	16	43.8	1	4	25.0	4	6	66.7	19	5	4	9	2	2	1	0	2	1.00
4th Period	3	4	75.0	0	0	0.00	8	12	66.7	14	0	9	9	3	1	6	0	0	1.40
Game	23	50	46.0	4	11	36.4	19	27	70.4	69	12	19	31	16	12	15	0	10	1.10

Scoring Breakdown



Scoring Range

